












# Art Curriculum Overview

	Term 1	Term 2	Term 3
<b>EYFS</b>	Self portraits. Investigate materials-collage. Loud and Quiet- music. Light and dark paintings. Harvest Art. Story retells- using props. Observational drawing- houses. Printing with paint. Explore colour mixing. Christmas crafts.	Drawing- nocturnal animals Chinese New Year Art. African animals/flags, music. Camouflage Art. Design and make pirate flags. Patterned fish and sea creatures. Easter Art.	Natural Objects (Printing)  Observational- flower painting. 'Sunflowers- Van Gogh' Act out a journey- calm/rough seas.  Teddy Bears picnic.  Observational drawing- teddy bears.
<b>Year 1</b>	<p><b>Unit Title:</b> Colour – Exploring seasonal changes and the harvest.</p> <p><b>Andy Goldsworthy</b></p> <p><b>Final artwork:</b> Outdoor sculptures.</p> 	<p><b>Unit Title:</b> Drawing – Nocturnal animals</p> <p><b>Daniel Mackie</b></p> <p><b>Final artwork:</b> Collaborative collage, including drawings in coloured pencil.</p> 	<p><b>Unit Title:</b> Printing – Natural Objects and seasonal changes</p> <p><b>Hapa Zome</b></p> <p><b>Final artwork:</b> Individual A4 sized relief blocks made using natural objects (bark, leaves, plants and flowers) arranged in a composition and printed.</p> 



# Art Curriculum Overview

<b>Year 2</b>	<p><b>Unit Title:</b> Drawing – Natural Objects Henri Matisse <b>Final artwork:</b> Individual still life drawing using a mixture of pencil, charcoal and chalk - A4 size</p> 	<p><b>Unit Title:</b> Printing and Collage - natural objects Henri Matisse <b>Final artwork:</b> 3 x A5 prints on a painted background.</p> 	<p><b>Unit Title:</b> Expressing Mood (Colour) <b>Liverpool Metropolitan Cathedral.</b> (Colour expressing mood) <b>Final Artwork:</b> Collaborative piece incorporating stained glass effects and natural light. This space will be used for quiet time in the classroom.</p> 
<b>Year 3</b>	<p><b>Unit Title:</b> Expressive Drawing to Music <b>Wassily Kandinsky</b> (Russian abstract artist 1866-1944.) <b>Final Artwork:</b> A3 size drawing in response to music and using a combination of pencil, ink and coloured pencil.</p> 	<p><b>Unit Title:</b> Expressing Movement In Water <b>Samantha French</b> (American artist who paints water, currently lives in New York) <b>Final Artwork:</b> Each to do small section of a real image of water or a Samantha French painting. All brought together to create the whole image</p> 	<p><b>Unit Title:</b> Roman Pattern &amp; Design <b>Roman patterns</b> used in artwork &amp; architecture <b>Final Artwork:</b> A decorative border</p> 



# Art Curriculum Overview

## Year 4

**Unit Title:** Exploring Nature (Colour)

**Maria Sibylla Merian** ( Maria Sibylla Merian born in Germany in 1647- an artist, scientist and adventurer)

**Final Artwork:** A beautifully illustrated, A4 poster/guide to an insect and/or plant



**Unit Title:** Light & Tone (Drawing)

**Johannes Vermeer** (1632 – 1675) a great Dutch master known for his use of light)

**Final Artwork:** Individual charcoal, chalk and/or graphite drawings of a still life group of objects



**Unit Title:** Colour & Collage (Printing)







**Beatriz Milhazes** ( Brazilian artist born 1960, uses collage and colour in her work)

**Final Artwork:** A large display combining A5 designs from each student to create a collaborative final piece. This should be created by the students through discussion and cooperation in groups.





# Art Curriculum Overview

<p>Year 5</p>	<p><b>Unit Title:</b> Mood, Vibrancy, Light and Tone (Colour)</p> <p><b>Wassily Kandinsky</b> (Russian abstract artist 1866-1944.)</p> <p><b>Final Artwork:</b> A3 Artwork using drawing materials and paint, combining the skills learnt</p> 	<p><b>Unit Title:</b> Perspective (Drawing)</p> <p><b>L S Lowry</b> (1887 – 1976) British artist, famous for painting scenes of life in the industrial districts of North West England</p> <p><b>Final Artwork:</b> Street scene</p>  <p>demonstrating perspective</p>	<p><b>Unit Title:</b> Coil Pots (Sculpture)</p> <p><b>African ceramic designs –</b> sculpture (clay pots)</p> <p><b>Final Artwork:</b> A coil pot decorated in African inspired patterns</p> 
<p>Year 6</p>	<p><b>Unit Title:</b> Self Portraits (Colour)</p> <p><b>David Hockney</b> (an influential British artist born in Bradford in 1937.</p> <p><b>The painting ‘Mother’)</b></p> <p><b>Final Artwork:</b> A3 individual artworks combining photographs and painting</p> 	<p><b>Unit Title:</b> Narrative and illustration (Drawing WW2)</p> <p><b>Paul Nash</b> ( a British war artist born 1889 – 1946)</p> <p>War poetry – Wilfred Owen</p> <p><b>Final Artwork:</b> Individual A3/A4 drawings, combining drawing materials and focusing on narrative</p> 	<p><b>Unit Title:</b> Mono Print (Printing)</p> <p><b>Elizabeth Catlett</b> (American and Mexican graphic artist and sculptor 1915 - 2012.Famous for political art, depicting race, feminism and injustice. The artwork <b>‘The Sharecropper’</b>)</p> <p><b>Final Artwork:</b> Individual artworks</p> 



# Art Curriculum Overview