

Varied Fluency

Step 3: Comparing Numbers 1

National Curriculum Objectives:

Mathematics Year 1: (1N4) [Identify and represent numbers using objects and pictorial representations including the number line, and use the language of: equal to, more than, less than \(fewer\), most and least](#)

Differentiation:

Developing Questions to support comparing numbers within 50 using equal to, more than and less than. Using pictorials and numerals.

Expected Questions to support comparing numbers within 100 using equal to, more than, less than and the inequality symbols. Using pictorials and numerals.

Greater Depth Questions to support comparing numbers up to 100 using equal to, more than, less than, fewer, greater and the inequality symbols. Includes some pictorials with mixed manipulatives, numerals and words.

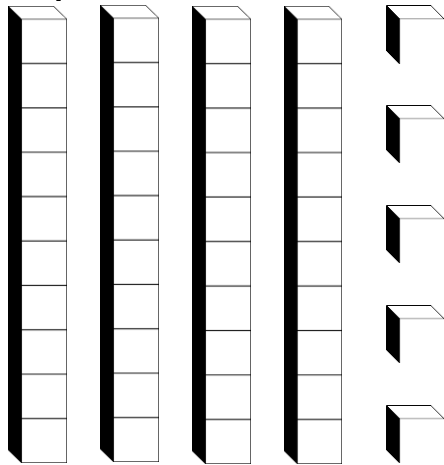
More [Year 1 Place Value](#) resources.

Did you like this resource? Don't forget to [review](#) it on our website.

Comparing Numbers 1

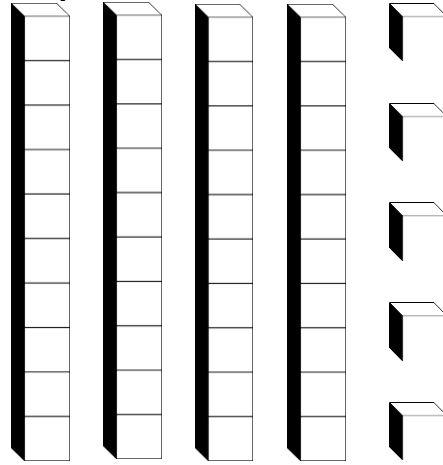
Comparing Numbers 1

1a. Colour the tens and ones to show a number equal to 3 tens and 2 ones.



VF

1b. Colour the tens and ones to show a number equal to 2 tens and 5 ones.



VF

2a. Circle the picture which matches the clue.

Less than 25




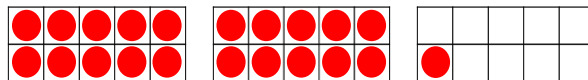
Tens	Ones



VF

2b. Circle the picture which matches the clue.

More than 40



VF

3a. On the number track, write a number:

A) equal to 2 tens and 7 ones.

B) more than 28.

26				30
----	--	--	--	----



VF

3b. In the number track, write a number:

A) less than 33.

B) equal to 3 tens and 4 ones.

31				35
----	--	--	--	----

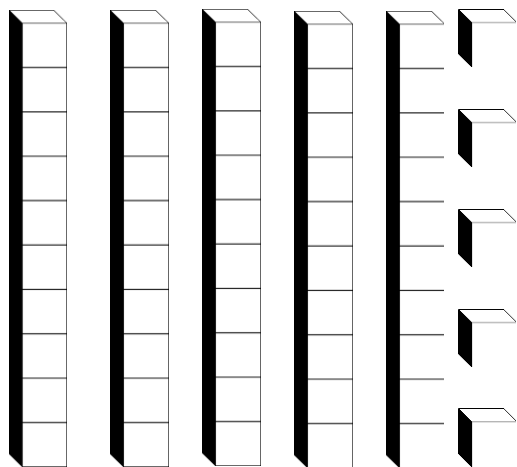


VF

Comparing Numbers 1


Comparing Numbers 1

4a. Colour the tens and ones to show a number which is > 45 .



VF


4b. Colour the tens and ones to show a number which is < 35 .



VF

5a. Circle the picture which matches the clue.

Equal to 66



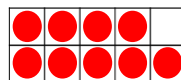
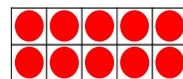
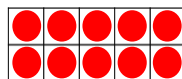
Tens	Ones
6	6



VF

5b. Circle the picture which matches the clue.

More than 65 but less than 75.



Tens	Ones
6	6



50			?		55
----	--	--	---	--	----



VF

6a. On the number track, write a number:

A) less than 80 but more than 76.

B) < 75 .

71			74	75			78
----	--	--	----	----	--	--	----



VF

6b. On the number track, write a number:

A) equal to 9 tens and 2 ones.

B) > 85 with 7 ones.

85				89	90		
----	--	--	--	----	----	--	--

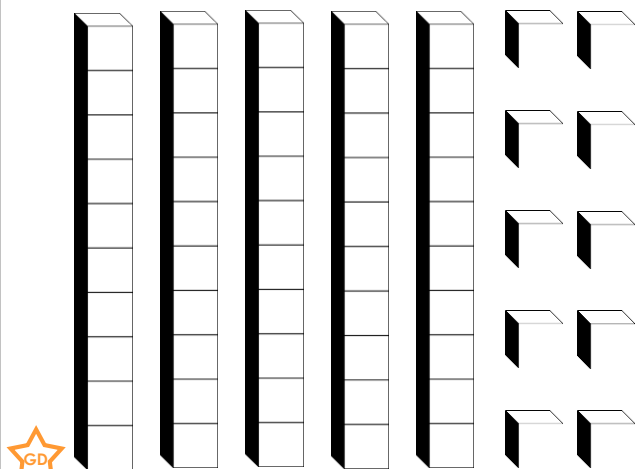


VF

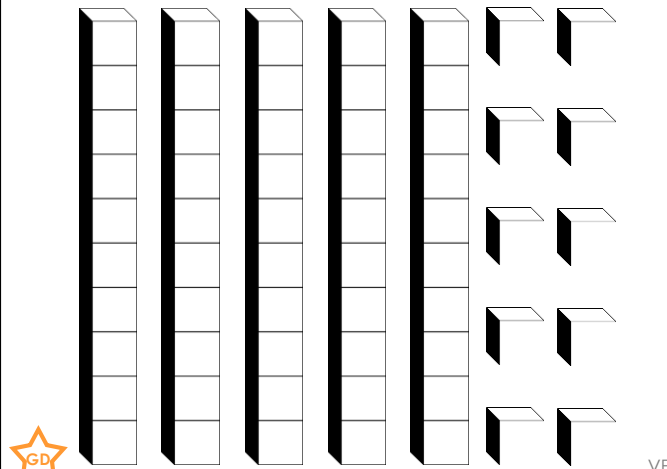
Comparing Numbers 1

Comparing Numbers 1

7a. Colour the tens and ones to show a number which is > 55 but < 60 .



7b. Colour the tens and ones to show a number which is < 50 but > 45 .



8a. Circle the picture or words which matches the clue.

Greater than 88 but fewer than 96.



Ninety-five


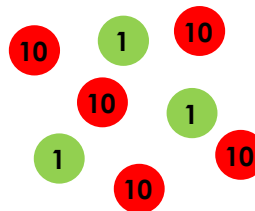


VF

8b. Circle the picture or words which matches the clue.

Fewer than 55 but greater than 48.

Fifty-seven



VF

9a. On the number track, write a number:

A) greater than 68 but fewer than 73.

B) < 80 but > 75 .

C) less than 72 with 8 ones.

60				64			67		69
		72				76		78	



VF

9b. On the number track, write a number:

A) which is the highest on the grid.

B) fewer than 86 but greater than 83.

C) < 98 but > 85 with 7 ones.

	82				86			89	
91			94			97			



VF

Varied Fluency
Comparing Numbers 1

Developing

- 1a. 3 tens and 2 ones coloured to equal 32.
2a. Circled = 24 (Table)
3a. A = 27, B = 29

Expected

- 4a. Tens and ones coloured to show any number more than 45.
5a. Circled = 66 (Base 10)
6a. A = 77, B = 72 or 73

Greater Depth

- 7a. Tens and ones coloured to show any number between 55 and 60.
8a. Circled = Ninety-five (Words)
9a. A = 70 or 71; B = 77 or 79, C = 68

Varied Fluency
Comparing Numbers 1

Developing

- 1b. 2 tens and 5 ones coloured to equal 25.
2b. Circled = 44 (Numicon)
3b. A = 32, B = 34

Expected

- 4b. Tens and ones coloured to show any number less than 35.
5b. Circled = 71 (Table)
6b. A = 92, B = 87

Greater Depth

- 7b. Tens and ones coloured to show any number between 45 and 50.
8b. Circled = 53 (tens and ones counters)
9b. A = 100, B = 84 or 85, C = 87