

Comprehension

Christopher Columbus



Useful words

Native American

discovered

Americas

Christopher
Columbus
1451 - 1506
Explorer

Christopher Columbus



Christopher as a child

Christopher Columbus was born in 1451 in Italy. He learnt to sail. Life at sea was exciting, but dangerous.

Columbus chose to sail to the west, thinking he would reach China in a few days.

Questions

1. Where was Christopher born?

2. In which direction did Columbus want to sail? Tick one.

North

☐

East

☐

South


☐

West


☐

Setting sail

The king and queen of Spain gave him money for ships. He promised to bring them spices and gold.



The Bahamas



Columbus set sail in 1492. The crew took salted fish, cheese, wine, water, live pigs and chickens.

After 36 days, a sailor spotted an island. It was in the Bahamas.

Questions

3. What did the Spanish king and queen hope Columbus would bring back? Tick two.

Spices

☐

Chocolate

☐

Gold

☐

Clothes

☐

4. Write two foods the crew took.

1.

2.

5. Which of these words means 'saw?' Tick one.

took

☐

rich

☐

spotted

☐

The New World

Columbus sailed on to Cuba and Hispaniola. It was called The New World.

Native American people lived there.

Columbus gave them cheap presents and bells.

But he took many Native Americans to use as slaves.



Cuba

Questions

6. Write one place Columbus sailed to.

7. What did Columbus give the Native Americans? Tick two.

Bells

☐

Clothes

☐

Cheap presents

☐

Cars

☐

8. What happened to the Native Americans? Tick one.

They were used as slaves


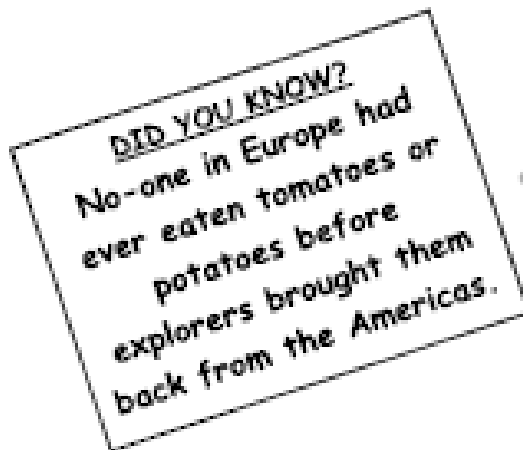
☐

They sailed to Cuba

☐

Final discoveries

Columbus discovered more of South America and Central America.



Columbus is remembered because he and his sailors sailed bravely into the unknown.

Questions

9. What foods were brought back from the Americas?
Write two.

Answers

1. Italy
2. West
3. Spices and gold
4. Salted fish/cheese/live pigs/chickens
5. Spotted
6. Cuba/Hispaniola/The Bahamas
7. Cheap presents and bells
8. They were used as slaves
9. Tomatoes and potatoes

Find more teaching resources at <https://www.tes.com/teaching-resources/shop/blossomingminds>

© 2017 Blossoming Minds. Permission granted to the purchaser of this resource to reproduce for personal and educational use only. Reproduction, distribution and lending for use by additional teachers, staff or educational providers is prohibited, even where a group or school licence has been granted by the author. Commercial copying, hiring and lending is prohibited. Posting in whole or in part on the Internet is prohibited.